



SAFETY CARD MS 103 (Rev May 2012)

UNLOADING OF INVERTED TRUSSES & TURNING THEM THE CORRECT WAY AROUND

Personal Protective Equipment (PPE) Required








Main Hazards



Procedures

The forklift truck is any form of mechanical lifting equipment where the lifting appliance has two forks. This can be a counterbalance, sideloader or Telehandler. This method is common practice but other methods (if safer) should be used.

<p>1 The FLT Operator must position the forks in the most appropriate area to lift the trusses safely. The forklift truck will take the weight of the trusses on the forks.</p>		<p>2 NEVER stand between the forklift and the trailer, or under or on the forks, or allow any others to enter the danger area.</p>	
<p>3 The Driver shall release the individual band / rope attaching the bundle to the lorry. This should be completed from the ground using the telescopic cutters provided. The driver must be in a safe position when carrying out this function</p>		<p>4 NEVER stand in the area around the lorry or where the lorry will move into, or allow any others to enter the danger area. The tyre shall be pre-positioned for the FLT Operator to use.</p>	
<p>5 The apex of the truss to be placed in the tyre.</p>		<p>6 The FLT Operator shall reverse slowly, lowering the boom of the truck as they move back. NEVER stand in the area around the lorry or where the lorry will move into, or allow any others to enter the danger area.</p>	
<p>7 When the truss is at its lowest, the FLT Operator shall reverse back, removing their forks from the truss. The apex is supported by the tyre.</p>		<p>8 The FLT Operator shall re-position his vehicle and slide the forks in where they can lift the truss and pick them up. The FLT Operator shall then move them to the compound.</p>	