



The THA is a one-piece joist hanger supporting trussed rafters and composite timbers from timber members. The THA can be installed with a number of fixing options, for greater load capacity. See table below for fixing options. Available in seat widths from 38mm to 100mm.

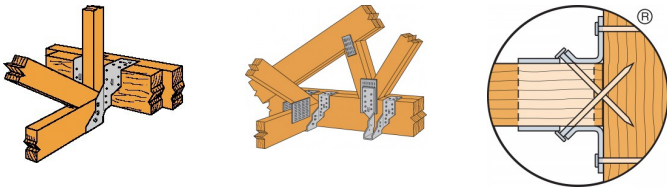


[UK-DoP-e06/0270](#), [ETA-06/0270](#)

FEATURES

Material

- Pre-galvanised mild steel



APPLICATIONS

Suitable On

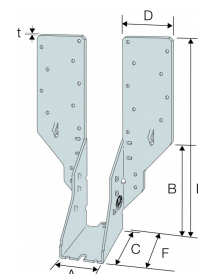
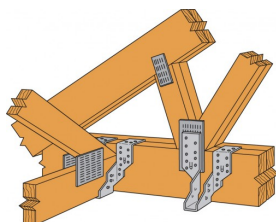
- **Solid sawn timber**
- **Engineered timber**

When to Use

- Trusses
- Joists

TECHNICAL DATA

Product Dimensions



References	Joist dimensions - face fix [mm]		Joist dimensions - wrap over (N3.75x30 joist nails or N3.75x75 Double Shear Joist Nails) [mm]		Joist dimensions - wrap over (N3.75x75 Nails throughout) [mm]		Product Dimensions [mm]							Header holes	Joist holes
	Header		Header		Header		A	B	C	D	E	F	t	Ø4.1	Dome nail holes
	Min	Max.	Min	Max.	Min	Max.									
THA38	38	197	38	122	38	147	38	226	62.5	59.5	-	64.5	1.2	22	6
THA44	44	197	44	122	44	147	44	223	62.5	59.5	-	64.5	1.2	22	6
THA50	50	197	50	122	50	147	50	220	62.5	59.5	-	64.5	1.2	22	6
THA75	75	197	75	122	75	147	75	232.5	62.5	59.5	-	64.5	1.2	22	6
THA100	100	197	100	122	100	147	100	220	62.5	59.5	-	64.5	1.2	22	6

Product capacities - Timber to timber - Face fix installation

References	Number of Fasteners				Characteristic Capacities [kN]		Safe working loads - C27/TR26 [kN]		
	Header		Joist		R _{1,k}	R _{2,k}	R _{1,SWL,Long Term}	R _{1,SWL,Medium Term}	R _{2,SWL,Short Term}
	Qty	Type	Qty	Type	C27/TR26 N3.75x30	N3.75x30	N3.75x30	N3.75x30	N3.75x30
THA38	20	*	6	N3.75x30	12.4	3.7	5.2	5.9	1.9
THA44	20	*	6	N3.75x30	12.4	3.7	5.2	5.9	1.9
THA50	20	*	6	N3.75x30	12.4	3.7	5.2	5.9	1.9
THA75	20	*	6	N3.75x30	12.4	3.7	5.2	5.9	1.9
THA100	20	*	6	N3.75x30	12.4	3.7	5.2	5.9	1.9

* Refer to capacity table columns for type of fasteners that can be used on header. Capacities depending on fastener type.

Product capacities - Timber to timber - Face fix installation (Double Shear Joist Nails)

References	Number of Fasteners				Characteristic capacities - Timber C27/TR26 [kN]		Safe working loads - C27/TR26 [kN]		
	Header		Joist		R _{1,k}	R _{2,k}	R _{1,SWL,Long Term}	R _{1,SWL,Medium Term}	R _{2,SWL,Short Term}
	Qty	Type	Qty	Type	N3.75x30	N3.75x30	N3.75x30	N3.75x30	N3.75x30
THA38	20	N3.75*	6	N3.75x75	15.4	5.3	6.4	7.3	2.7
THA44	20	N3.75*	6	N3.75x75	15.4	5.3	6.4	7.3	2.7

References	Number of Fasteners				Characteristic capacities - Timber C27/TR26 [kN]		Safe working loads - C27/TR26 [kN]		
	Header		Joist		R _{1,k}	R _{2,k}	R _{1,SWL,Long Term}	R _{1,SWL,Medium Term}	R _{2,SWL,Short Term}
	Qty	Type	Qty	Type	N3.75x30	N3.75x30	N3.75x30	N3.75x30	N3.75x30
THA50	20	N3.75*	6	N3.75x75	15.4	5.3	6.4	7.3	2.7
THA75	20	N3.75*	6	N3.75x75	15.4	5.3	6.4	7.3	2.7
THA100	20	N3.75*	6	N3.75x75	15.4	5.3	6.4	7.3	2.7

* Refer to capacity table columns for type of fasteners that can be used on header. Capacities depending on fastener type.

Product capacities - Timber to timber - Face fix installation (N3.75x75 Nails throughout)

References	Number of Fasteners		Characteristic capacities - C27/TR26 [kN]		Safe working Loads - C27/TR26 [kN]		
	Header	Joist	R _{1,k}	R _{2,k}	R _{1,SWL,Long Term}	R _{1,SWL,Medium Term}	R _{2,SWL,Short Term}
	Qty	Qty	N3.75x75	N3.75x75	N3.75x75	N3.75x75	N3.75x75
THA50	26	6	20.46	5.3	8.6	9.8	2.7
THA100	26	6	20.46	5.3	8.6	9.8	2.7

Product capacities - Timber to timber - Wrap over installation

References	Number of Fasteners			Characteristic Capacities [kN]		Safe Working Loads - C27/TR26 [kN]		
	Header		Joist	R _{1,k}	R _{2,k}	R _{1,SWL,Long Term}	R _{1,SWL,Medium Term}	R _{2,SWL,Short Term}
	Top	Face	Qty	C27/TR26	N3.75x30	N3.75x30	N3.75x30	N3.75x30
	Qty	Qty		N3.75x30				
THA38	4	8	6	10.5	3.7	4.4	5	1.9
THA44	4	8	6	10.5	3.7	4.4	5	1.9
THA50	4	8	6	10.5	3.7	4.4	5	1.9
THA75	4	8	6	10.5	3.7	4.4	5	1.9
THA100	4	8	6	10.5	3.7	4.4	5	1.9

Product capacities - Timber to timber - Wrap over installation (Double Shear Joist Nails)

References	Number of Fasteners					Characteristic capacities - C27/TR26 [kN]		Safe Working Loads - C27/TR26 [kN]			
	Header				Joist	R _{1,k}	R _{2,k}	R _{1,SWL,Long Term}	R _{1,SWL,Medium Term}	R _{2,SWL,Short Term}	
	Top		Face		Qty	Type	N3.75x30	N3.75x30	N3.75x30	N3.75x30	N3.75x30
	Qty	Type	Qty	Type							
THA38	4	N3.75*	8	N3.75*	6	N3.75x75	16.4	5.3	6.8	7.8	2.7
THA44	4	N3.75*	8	N3.75*	6	N3.75x75	16.4	5.3	6.8	7.8	2.7
THA50	4	N3.75*	8	N3.75*	6	N3.75x75	16.4	5.3	6.8	7.8	2.7
THA75	4	N3.75*	8	N3.75*	6	N3.75x75	16.4	5.3	6.8	7.8	2.7
THA100	4	N3.75*	8	N3.75*	6	N3.75x75	16.4	5.3	6.8	7.8	2.7

* Refer to capacity table columns for type of fasteners that can be used on header. Capacities depending on fastener type.

Product capacities - Timber to timber - Wrap over installation (N3.75x75 Nails throughout)

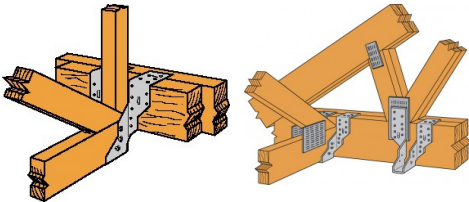
References	Number of Fasteners			Characteristic capacities - C27/TR26 [kN]		Safe Working Load - C27/TR26 [kN]		
	Header		Joist	R _{1,k}	R _{2,k}	R _{1,SWL,Long Term}	R _{1,SWL,Medium Term}	R _{2,SWL,Short Term}
	Top Qty	Face Qty	Qty	N3.75x75	N3.75x75	N3.75x75	N3.75x75	N3.75x75
THA50	4	14	6	20.46	5.3	8.6	9.8	2.7
THA100	4	14	6	20.46	5.3	8.6	9.8	2.7

INSTALLATION

Installation

2 Installation Configurations :

- Face Fix - Straps fixed to face of supporting timber. Face nailing only
- Wrap Over - Straps folded over top of supporting member. Face and Top Nailing.



THA
configurations.